



# SIRCO PV

Load break and Isolation switches  
for photovoltaic applications  
from 100 to 3200 A, up to 1500 VDC

IEC/IS 60947-3



your energy  
our expertise



 **socomec**  
Innovative Power Solutions



# You deserve **safe & reliable** PV installations

As a PV expert, you are challenged to differentiate yourself from the global competition with geographical disperse markets. Photovoltaic energy producers demand equipment and installations that combine a high production output, consistent reliability and safety with a low maintenance cost. Besides a high-efficiency production, the equipment must support the specificity and technical constraints of the severe environments related to solar applications. Specifically designed for photovoltaic applications, SIRCO PV solar disconnect switches have been tested for use in applications with high performance characteristics that meet or exceed of the latest industry standard requirements.



## SOCOMEK - your **best asset**

### European industrial group

- Created in 1922.
- Over 3100 employees.
- Present on five continents.

### A culture of independence

- Family shareholders.
- Full control of the decision-making process.
- Respect for human values.

### The spirit of innovation

- 10 % of turnover is reinvested in R&D.

### A flexible manufacturing structure

- Competitive production sites.
- Lean Management.
- Lead times, quality and cost guaranteed.

### The vision of a specialist

- Expertise in technological modules.
- Custom adaptations to customer requirements.

### A focus on service

- Advice, interventions, training.
- Teams located across the globe.


**ENERGY  
SPECIALIST**  
SINCE **1922**



# SIRCO PV

A complete offer for any photovoltaic application  
The spirit of innovation combined with proven technology

As an expert in solar switching equipment, SOCOMEC has the specialised know-how for implementing key strategic functions in PV facilities.



Switches from 100 to 3200 A up to 1500 VDC.

## Four key applications: the know-how of a specialist

Ensuring the availability and storage of high quality power.



Managing power and protecting persons and facilities.


Managing the energy performance of buildings.




Enabling available, safe and efficient energy.

# New patented switching technology to break 500 VDC per pole

Most PV systems today are designed at 1000 VDC. Our new range of switches allow on-load breaking of 1000 VDC on just 2 poles. This innovation provides saving through an extremely compact solution.



*Classic solution*  
Example of connection of a 1000 VDC switch.



**New**  
With our new range you can break 1000 VDC with just 2 poles.

## Optimise your investment

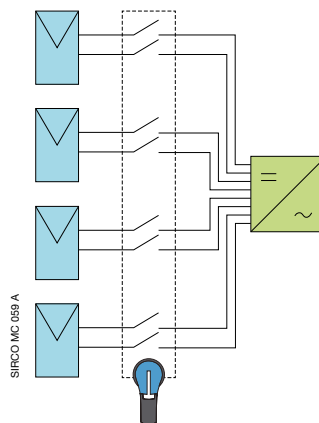
- Limit costs by reducing the number of jumpers per device.
- Gain time by having a less number of jumpers to install.
- Reduce the overall heat dissipation of the switch. A 2 pole SIRCO PV switch takes direct advantage of this, resulting in the **possibility to use a smaller enclosure**.

## Limit potential risk

PV equipment is subject to extreme variation in temperature. Point of connection are therefore subject to potential loosening of connection due to breaking cooling effect. Limiting the number of poles greatly reduces the risk of a loose connection.

## Allows to disconnect up to 4 circuits with one switch ("The Worlds first")

A compact and cost effective solution for recombinaer applications. Allows to break up to 24 circuits while respecting the NEC article 690.



4 MPPT switches, 4 circuits are switched together.

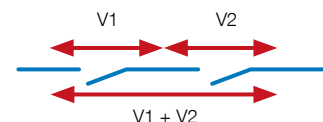


SIRCO PV 350 A  
1000 VDC 4 circuits.


## Achieving 1500 VDC characteristics in a compact footprint

SOCOMECS new technology enables utilisation at 1500 VDC by connecting three poles in series.

- Each pole of a switch has a maximum voltage breaking capacity. To break a high DC voltage it is necessary to connect poles in series. The global on-load breaking capacity of a switch is determined by multiplying the max voltage breaking capacity per pole by the number of poles in series.
- Paralleling the poles on our double-stack design permits a higher current rating to be achieved.



SIRCO PV 400 A  
1500 VDC.



SIRCO PV 800 A  
1500 VDC with a 400 A double stack switch.




# Benefit from the experience of a world leader in industrial switching

PV applications are one of the most stringent for load break switches. Extreme fluctuations in temperature, condensation, dust, UV exposure and oversized connection cables stress all components. The SIRCO range has been designed to exceed industry standards and our current solutions take into account all of these specific requirements for PV applications.

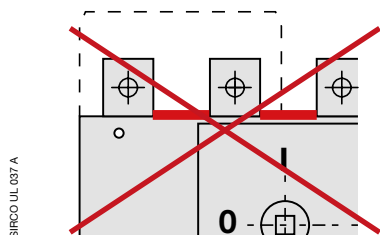
## ■ Guarantee isolation properties over time

Today most photovoltaic systems operate at 1000 VDC with voltages now moving towards 1500 VDC.

Aging of plastic due to high fluctuations in temperature combined with external elements (dust, condensation) may through time increase the risk of electrical breakdown. The creepage distance over insulation material between live parts is key in preventing this. SOCOMEC decided to exceed the requirements of IEC standards and increased this distance from 25 mm to 53 mm.



*SOCOMEC design with 53 mm creepage distance over surface. This is true externally as well as inside the switch.*



## ■ Ensure safe operation



The mechanism is completely independent from manual operation and provides quick make & quick break operations, thereby reducing the arc duration.

A reliable position indicator clearly shows the true state of the switch contacts.

## ■ Long lasting stable materials

SIRCO PV is an extremely robust product, with all casings made from fiber glass reinforced polyester materials that allows:

- high mechanical withstand,
- high stability to temperatures (RTI of 130 °C),
- high dielectric performance (high CTI/tested according to ASTM D 2303).

### The SIRCO PV range includes a heavy duty range of handles

- Door interlocked the ON position.
- Possibility to defeat the door interlock with the use of a tool.
- Padlockable in the OFF position whilst including a door interlock.
- High index of protection: up to IP65 IEC and 4, 4X UL.
- UV rated.



# A fully tested range...

Using tested and certified components is key for the success of the design for any photovoltaic system. The SIRCO PV range is tested and certified according to IEC standards used in the photovoltaic industry.

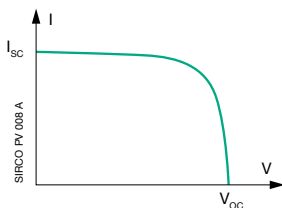
## Global approvals

Our SIRCO PV solar load break range meets IEC60947-3 & IS13947-3 Standards and bear the CE mark. SOCOMEC also provide UL98B, CSA and CCC PV switches thereby providing a PV solution that may be used anywhere in the world.



## PV critical current

Under particular conditions (cloudy, days, evenings...) PV systems can deliver a low current at high voltage. This type of current is extremely difficult to interrupt. Many AC or DC products available on the market are usually not tested in these specific conditions and could therefore be unable to break low currents at high DC voltage. If the electrical arc produced is not broken it may result in operator injury or fire. The SIRCO PV range has been specifically designed and tested to interrupt the current under all current and voltage conditions.



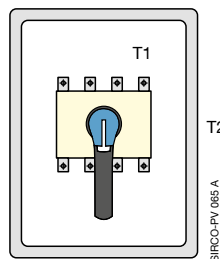
Current (I) / Voltage (V) curve of a PV system. When the current decreases (in the evening or when cloudy) the voltage may increase. SC = Short-circuit, OC = Open-circuit

## Short Circuit

The complete SIRCO PV range is tested to withstand a short circuit of 10 kA for a duration of 50 ms without any specific protection. This allows the use of any overcurrent protection device for line protection.

## Thermal current test

Thermal tests have been performed according to IEC international standards.



According to IEC 60947, switches are tested in free air. Maximum temperature elevation on terminals is 70 °K.

**SIRCO PV SWITCHES ARE  
CERTIFIED UP TO 60 °C AMBIENT  
WITHOUT DERATING**

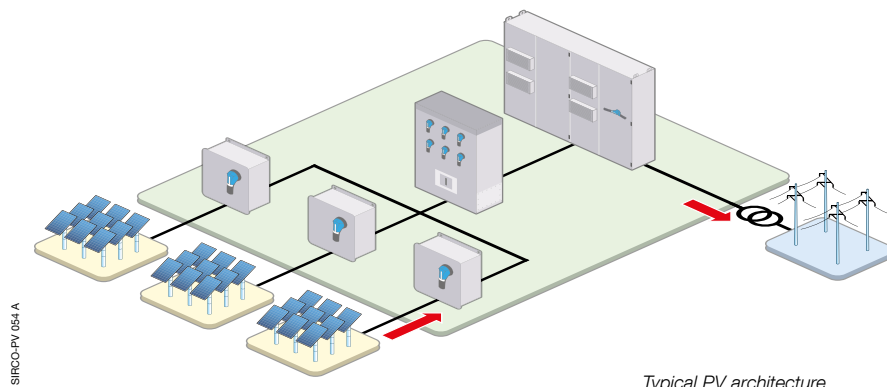
## One of Europe's largest power laboratories

Tesla Lab laboratory has guaranteed the reliability and compliance of Socomec products since 1965. Accredited by COFRAC, UL (CTDP), CSA and DEKRA (WMT), it also works in partnership with certification organisations such as ASEFA and LOVAG to ensure that the safety and quality requirements in specific countries are addressed fully.



# ... for all your PV applications

The SIRCO PV range will provide safe disconnection and isolation at all levels of your PV installation.

























Typical PV architecture

<b>Combiner box</b> 	<p><b>PV load break switches, manually operated</b></p> <ul style="list-style-type: none"> <li>• SIRCO PV, 100 to 3200 A, 1000 &amp; 1500 VDC</li> <li>• SIRCO MV PV, 63 &amp; 80 A, 1000 VDC</li> <li>• SIRCO MC PV, 20 to 45 A, 1000 VDC</li> </ul> <p><b>Fuse holder</b></p> <ul style="list-style-type: none"> <li>• RM PV up to 32 A, 1000 VDC</li> </ul> <p><b>PV Fuses</b></p> <ul style="list-style-type: none"> <li>• 10x38 PV 1 to 32 A, 1000 VDC</li> </ul> <p><b>Surge protection devices</b></p> <ul style="list-style-type: none"> <li>• SURGYS, 1000 &amp; 1500 VDC</li> </ul>	
<b>Recombiner box</b> 	<p><b>PV load break switches for 1 to 4 circuits</b></p> <ul style="list-style-type: none"> <li>• SIRCO PV, 100 to 3200 A, 1000 &amp; 1500 VDC</li> </ul> <p><b>PV Fuses and holder</b></p> <ul style="list-style-type: none"> <li>• 1 to 600 A, 1000 &amp; 1500 VDC</li> </ul>	
<b>Inverter</b> 	<p><b>PV load break switches, manually operated</b></p> <ul style="list-style-type: none"> <li>• SIRCO PV, 100 to 3200 A, 1000 &amp; 1500 VDC</li> <li>• SIRCO MV PV, 63 &amp; 80 A, 1000 VDC</li> <li>• SIRCO MC PV, 20 to 45 A, 1000 VDC</li> </ul> <p><b>PV Load break switches, remotely operated</b></p> <ul style="list-style-type: none"> <li>• SIRCO Mot PV, 200 to 3200 A, 1000 VDC</li> </ul> <p><b>AC non fusible and fusible load break switches</b></p> <ul style="list-style-type: none"> <li>• SIRCO M, 16 to 125 A, 690 VAC</li> <li>• SIRCO, 63 to 5000 A, 415 VAC</li> <li>• FUSERBLOC, 25 to 1250 A, 690 VAC</li> </ul> <p><b>PV Fuses and holder</b></p> <ul style="list-style-type: none"> <li>• 1 to 600 A, 1000 &amp; 1500 VDC</li> </ul> <p><b>Surge protection devices</b></p> <ul style="list-style-type: none"> <li>• SURGYS, 1000 &amp; 1500 VDC</li> </ul>	

# The widest range on the market

Which standard?

IEC IEC 60947-3		100 A	160 A	250 A	315 A
1 circuit	up to 1000 VDC (3200A Contact SOCOMEC)	26PV 2010A B4  2P <sup>(2)</sup>	26PV 2016A B4  2P <sup>(2)</sup>	26PV 2025A B4  2P <sup>(2)</sup>	26PV 2031A B4 26PV 2039A (CD400A) B4  2P <sup>(2)</sup>
		27PV 3026A 275 A B5  3P <sup>(2)</sup>			27PV 3032A B5  3P <sup>(2)</sup>
	1500 VDC				
2 circuits (Contact Socomec)	up to 1000 VDC	26PV 5010 B4ds  2P <sup>(2)</sup>	26PV 5016 B4ds  2P <sup>(2)</sup>	26PV 5025 B4ds  2P <sup>(2)</sup>	26PV 5031 B4ds  2P <sup>(2)</sup>
		26PV 6026 275 A B5ds  3P <sup>(2)</sup>			
	1500 VDC				

UL98B IEC IEC 60947-3		100 A	200 A	250 A	325 A
1 circuit (Contact Socomec)	up to 1000 VDC	27PV 2009 B4  2P <sup>(2)</sup>	27PV 2019 B4  2P <sup>(2)</sup>	27PV 2024 B4  2P <sup>(2)</sup>	27PV 2032 B5  2P <sup>(2)</sup>
		27PV 2032 275 A B5  3P <sup>(2)</sup>			27PV 3032 B5  3P <sup>(2)</sup>
	1500 VDC <sup>(1)</sup>				
2 circuits (Contact Socomec)	up to 1000 VDC	27PV 5009 B4  2P <sup>(2)</sup>	27PV 5024 B4ds  2P <sup>(2)</sup>	27PV 4032 B4  2P <sup>(2)</sup>	
		27PV 6026 275 A B5ds  3P <sup>(2)</sup>			27PV 6032 B5ds  3P <sup>(2)</sup>
	1500 VDC <sup>(1)</sup>				

**4 circuits 1000 VDC - IEC 275 A - UL 275 A. Contact SOCOMEC.**  
**IEC 500 A - UL 350 A. Contact SOCOMEC.**  
**1 circuit 1000 VDC 3200 A. Contact SOCOMEC.**





















(1) The 1500 VDC range is self-certified based on 1000 VDC UL standards at 1500 VDC. The UL standard at 1500 VDC has not yet been released.  
 (2) Number of poles to reach the characteristic indicated per PV circuit.

















How many  
circuits ?

Which  
voltage ?

Which  
rating ?

400 A		500 A		630 A		800 A		1250 A		2000 A	
26PV 4040A	B4	26PV 4050A	B4	26PV 4063A	B5	26PV 4080A	B5	26PV 4120A	B6	26PV 4200A	B7
	4P <sup>(2)</sup>		4P <sup>(2)</sup>		4P <sup>(2)</sup>		4P <sup>(2)</sup>		4P <sup>(2)</sup>		4P <sup>(2)</sup>
27PV 3032A	B5	27PV 3039A	B5	26PV 8063A	B5Ds	26PV 8080A	B6Ds	26PV 8120A	B6Ds	26PV 8200A	B7Ds
	3P <sup>(2)</sup>		3P <sup>(2)</sup>		8P <sup>(2)</sup>		8P <sup>(2)</sup>		8P <sup>(2)</sup>		8P <sup>(2)</sup>
27PV 4032	B5	27PV 4039	B5	26PV 8063A	B5Ds	26PV 8080A	B6Ds	26PV 8120A	B6Ds	26PV 8200A	B7Ds
	2P <sup>(2)</sup>		2P <sup>(2)</sup>		4P <sup>(2)</sup>		4P <sup>(2)</sup>		4P <sup>(2)</sup>		4P <sup>(2)</sup>
27PV 6032	B5Ds	27PV 6039	B5Ds								
	3P <sup>(2)</sup>		3P <sup>(2)</sup>								

400 A		600 A		800 A		1200 A		2000 A	
27PV 2039	B5	27PV 4060	B6	27DC 4081	B7	27DC 4121	B7	27DC 4201	B7
	2P <sup>(2)</sup>		4P <sup>(2)</sup>		4P <sup>(2)</sup>		4P <sup>(2)</sup>		8P <sup>(2)</sup>
27PV 3039	B5	27PV 8060	B6Ds	27DC 8081	B7Ds	27DC 8101 1000 A	B7Ds		
	3P <sup>(2)</sup>		8P <sup>(2)</sup>		8P <sup>(2)</sup>		8P <sup>(2)</sup>		
27PV 4039	B5	27PV 8060	B6Ds	27DC 8081	B7Ds	27DC 8101 1000 A	B7Ds		
	2P <sup>(2)</sup>		4P <sup>(2)</sup>		4P <sup>(2)</sup>		4P <sup>(2)</sup>		
27PV 6039 350 A B5Ds									
	3P <sup>(2)</sup>								

#### ORDERING INFORMATION:

All references given above are for the SIRCO PV switch body only (Without accessories and without the operating handle).  
When ordering please make sure to specify a kit reference to define a Direct handle (2XP1 XXXX A) or External handle (2XP2 XXXX A).

Example for switch type 26PV 2010 A:

The Direct handle kit reference including the SIRCO PV switch and the direct handle is 26P1 2010 A.

The External handle kit reference including the SIRCO PV switch, external shaft and the external handle is 26P2 2010 A.

# The **PV** range

A complete offer of load break switches for photovoltaic applications from 25 to 3200 A

## **SIRCO MC PV** from 25 up to 45 A - 1000 VDC

### Compact

Thanks to its compact design, the limited space within the combiner box or the solar inverter maybe utilised better.

### High breaking capacity up to 1000 VDC

- Making and breaking capacity under load conditions up to 1000 VDC.
- Specific photovoltaic test beyond IEC 60947-3 standard requirements.
- Compliant with UL 508i.

### Safety

- Pre-bridging is factory installed for easier, quicker and safer connection.
- Direct access to connection terminals for adequate tightening.

### Easy mouting

Three mounting possibilities are available for optimum integration and time saving.

- DIN rail or back plate mounting.
- Door mounting.
- Quick Fix mounting to save time when integrating into solar inverters.

### Multi-circuit breaking

The SIRCO MC PV for double circuits enables connection of two independent PV panel strings to a single switch. This will reduce the cost of the overall solution.



## **SIRCO MOT PV** up to 3200 A - up to 1500 VDC

### Main characteristics

- Up to 1500 VDC.
- 2 stable positions (I, 0).
- AUTO/MANU selector.
- Padlocking in 0 position.
- Full range of accessories.

### Remote disconnection system

With its remote motorised control, the SIRCO MOT PV can be utilised to provide safety disconnection for firefighters by meeting the remote disconnection requirements of the installation.

### Manual emergency operation

In addition to its motorised operation, the SIRCO MOT PV also includes a manual operation facility, enabling the switch position to be changed on load in a safe and easy way.



## INOSYS **LBS** Load Break Switches incorporating tripping function from 160 to 1250 A, up to 1500 VDC

INOSYS LBS are multiple pole load break switches that have been specifically designed for PV applications that require a tripping function. They can be operated manually using the handle or remotely via tripping coils to disconnect part or all of the electrical installation.

They make and break under load conditions and provide safety isolation for any low voltage circuits up to 1500 VDC and are suitable for emergency switching.

To meet the requirements of harsh PV environments, the INOSYS LBS can be easily integrated in any location of the PV installation (combiner box, recombiner box or inverter) and are also particularly suitable for safety applications such as firefighter switches.

It's the right choice for PV and DC distribution applications that require a high reliability and low maintenance trip function through a shunt trip coil or an undervoltage release.



INOSYS 003 A



INOSYS 002 A



### Also available

#### SIRCO

Load break switches for power distribution

- From 63 to 5000 A.
- Up to 690 VAC - AC23.
- Reliability and performance.
- Simplicity.
- Easy to install.



SIRCO-AC 001 A

#### ATyS

Remotely operated and automatic transfer switching equipment

- from 125 to 3200 A
- plug & play solution
- manual emergency control
- easy maintenance
- compliant with IEC 60947-6-1 & IEC 60947-3



ATyS-P 001 B

#### DIRIS

Multifunction meters

- Monitor all electrical parameters of the installation.
- Detects wiring errors.
- Compliant with IEC 61557-12 UL 61010-1.



DIRIS 744 A





# Socomec worldwide

## IN INDIA

### CORPORATE OFFICE

B1, II Floor  
Thiru-Vi-Ka Industrial Estate  
Guindy, Chennai - 600 032  
Tel: +91 44 3921 5400 / 5423 / 5466  
Mob: +91 9711229993, +91 9790968731  
Fax: +91 44 39215450  
info.in@socomec.com

### MANUFACTURING FACILITY

756 Pace City II  
Sector 37  
Gurgaon - 122 001  
Haryana  
Tel: +91 124 4562700, 4597803  
Fax: +91 124 4562733  
CIN: U00000HR1999PTC038504

### BRANCH OFFICES

#### BANGALORE

160, Arun Arch, 2<sup>nd</sup> Floor  
9<sup>th</sup> Cross, Indiranagar First Stage  
Bangalore - 560 038  
Tel: +91 80 41739101-03  
Mob: +91 9972578171, +91 9886323448

#### COCHIN

47/590, Mattathumkattil  
Narayanan Asan Road  
Ponnurrunni, Vyttila  
Cochin - 682019  
Mob: +91 9745012322, +91 8939550688

#### COIMBATORE

12, 3<sup>rd</sup> Cross Street  
Lakshmipuram, Ganapathy  
Coimbatore - 641 006  
Mob: +91 8939550688, +91 9003032012

#### HYDERABAD

3<sup>rd</sup> Floor  
6-3-652/K/12, KAUTILYA Complex  
Somajiguda  
Hyderabad - 500 082  
Mob: +91 9959444277, +91 9642528800

#### KOLKATA

AK-257, Sector-2  
Salt Lake City, Kolkata - 700091  
Mob: +91 9836405558, +91 8697709095

#### MUMBAI

Office No.404, 4<sup>th</sup> Floor  
"C" Wing, Neelkanth Business Park  
Nr. Vidyavihar Station, Vidyavihar (W)  
Mumbai - 400 086  
Tel: +91 9987052602, +91 9167542007

#### NEW DELHI

Plot No 100, 1<sup>st</sup> Floor  
Okhla Industrial Estate Phase III  
New Delhi - 110020  
Tel: +91 11 40884000  
Mob: +91 9958595941, +91 9953595413

#### PUNE

Plot No. 30, Wireless  
Co-operative Society  
Behind Convergys, Aundh  
Pune 411 007  
Telefax: +91 20 25881587  
Mob: +91 9987052604, +91 9423204106

### RESIDENT OFFICES

#### AHMEDABAD

+91 9727753931  
+91 9376639333

#### CHANDIGARH

+91 9023154784

#### TRIVANDRUM

+91 9020179364

#### VADODARA

+91 9099947988

## IN EUROPE

### BELGIUM

### FRANCE

### GERMANY

### ITALY

### NETHERLANDS

### POLAND

### PORTUGAL

### ROMANIA

### SLOVENIA

### SPAIN

### SWITZERLAND

### UNITED KINGDOM

### TURKEY

## IN ASIA PACIFIC

### AUSTRALIA

### CHINA

### SINGAPORE

### THAILAND

## IN MIDDLE EAST

### UNITED ARAB EMIRATES

## IN AMERICA

### USA, CANADA & MEXICO

## OTHER COUNTRIES

[www.socomec.co.in/worldwide](http://www.socomec.co.in/worldwide)

## HEAD OFFICE

### SOCOMECS GROUP

SAS SOCOMECS capital 10 686 000 €  
R.C.S. Strasbourg B 548 500 149  
B.P. 60010 - 1, rue de Westhouse  
F-67235 Benfeld Cedex - FRANCE  
Tel. +33 3 88 57 41 41  
Fax +33 3 88 74 08 00  
info.scp.isd@socomec.com

## YOUR DISTRIBUTOR / PARTNER

[www.socomec.co.in](http://www.socomec.co.in)

your energy  
our expertise



**socomec**  
Innovative Power Solutions